












Figure 3-1: Project Overview Map

Collinsville 500/230 Kilovolt Substation Project

- | | | | |
|---|--|---|--|
|  | Proposed LSPGC Collinsville Substation |  | Proposed PG&E 12 kV Distribution Line |
|  | Existing PG&E Pittsburg Substation |  | Proposed LSPGC Telecommunications Line |
|  | Proposed PG&E TSP |  | Existing PG&E Vaca Dixon-Tesla Transmission Line |
|  | Proposed PG&E 500 kV Transposition Structure |  | Navigational Channel |
|  | Proposed Project Transmission Lines | | |

